



2015 Annual Relationship, Marriage, and Divorce Survey Preliminary Findings

The Study

These are findings from an Ipsos poll conducted May 11-15, 2015.

For the survey, a sample of 2,011 U.S. adults age 18 and over was interviewed online. The precision of Ipsos online polls is measured using a credibility interval. In this case, the poll has a credibility interval of plus or minus 2.5 percentage points for all respondents.

The data were weighted to the U.S. current population data by gender, age, region, and household income based on Census data.

Avvo conducts periodic studies of topics at the intersection of lifestyle and the law to better understand the issues facing individuals engaging with attorneys and the legal system. Given that divorce and family law are two of the largest and most routine legal actions taken in the United States, understanding the relationship dynamics that lead to marriage and divorce is beneficial to the legal consumers and attorneys Avvo serves.

Contents

4 – Relationship satisfaction and related attitudes

14 – Attitudes and behaviors around faithfulness

25 – Attitudes around divorce

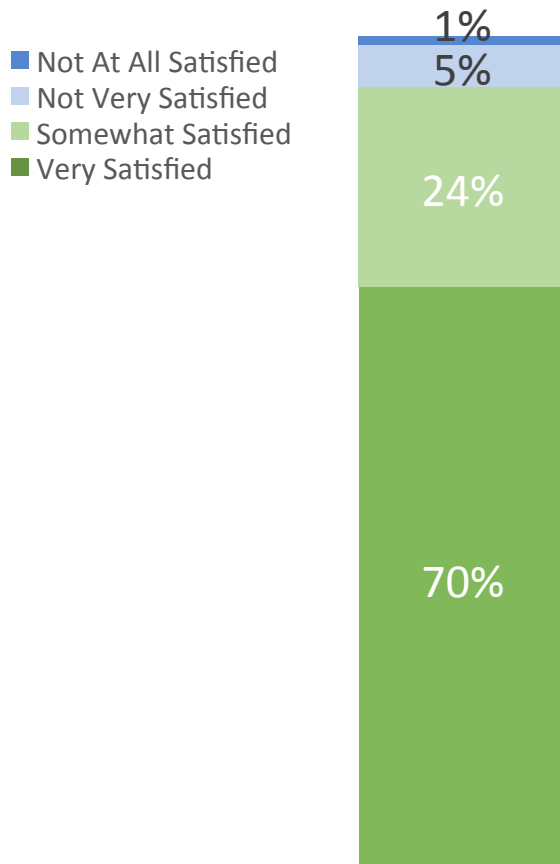
29 – About Avvo



Relationship Satisfaction and Related Attitudes

Love is in the air

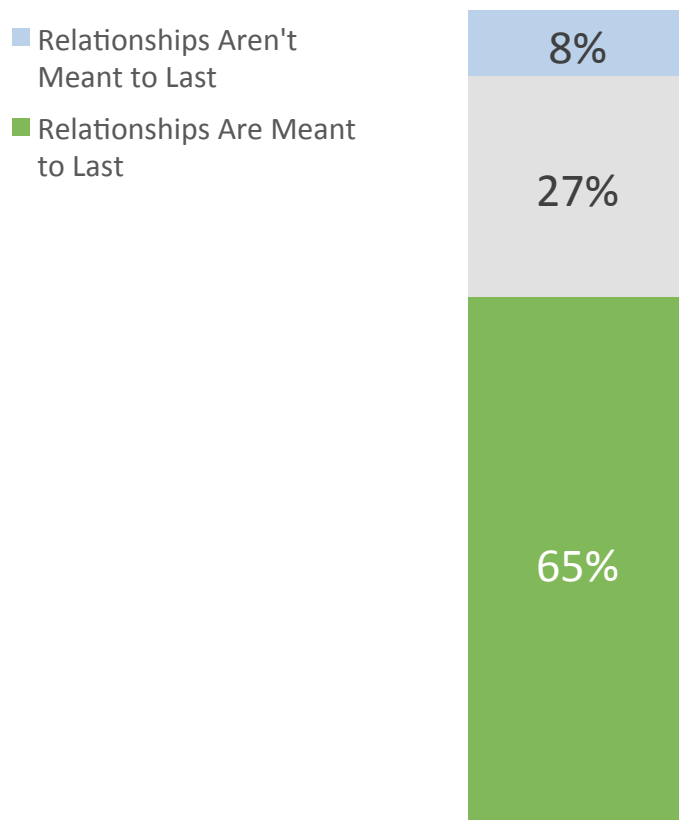
Americans report being satisfied in their relationships. Men and women are equally satisfied.



*Exactly the same proportion
of men and women –
94% – say they are satisfied.*

People believe in relationships

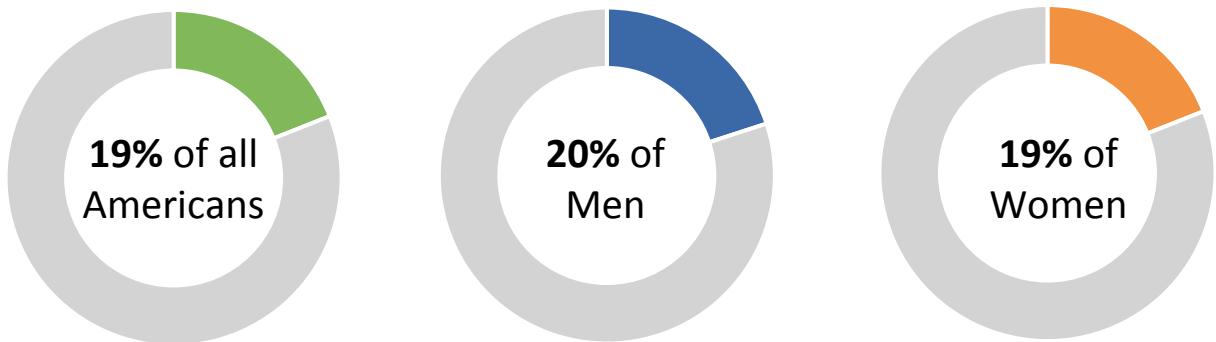
Most Americans reject the notion that relationships aren't meant to last.



Please indicate the extent to which you agree or disagree with each of these statements: Relationships weren't meant to last. n=2011

Love can even withstand the prenup

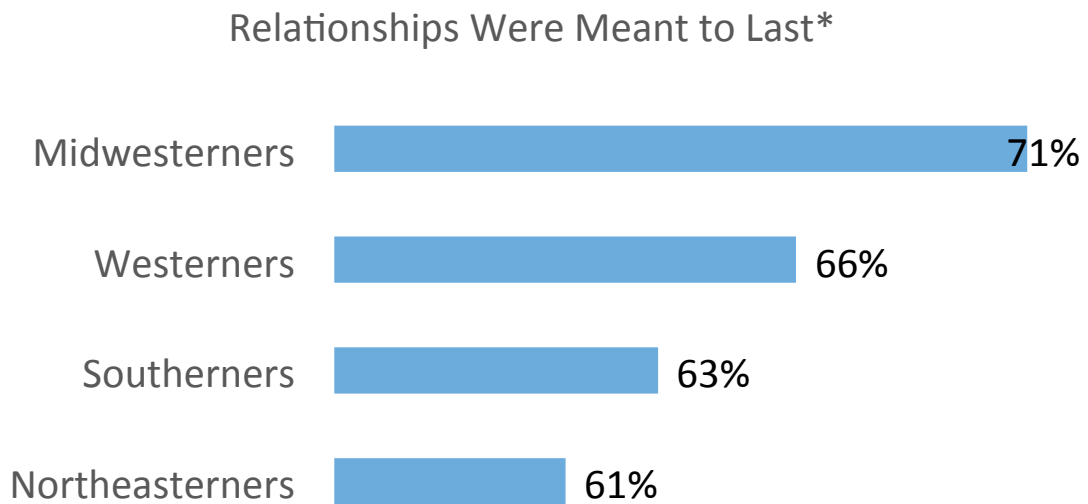
Though **only 2% of Americans have prenuptial agreements**, most say that a partner offering one up wouldn't call their romantic feelings into question.



...say that if their partner asked for a prenup, they would doubt their feelings for them.

More Midwesterners believe in longevity

More people living in the Midwest believe that relationships were meant to last.

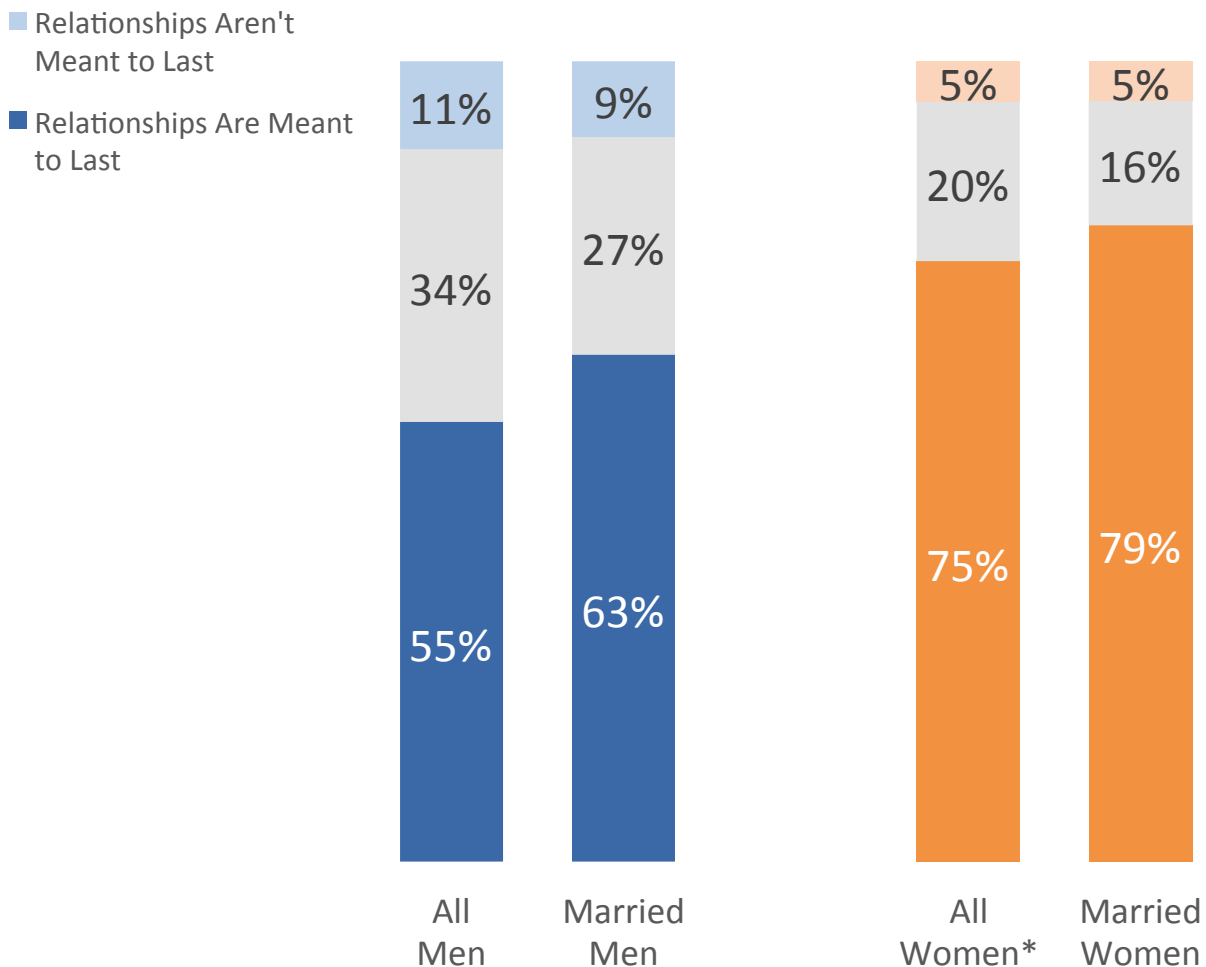


Please indicate the extent to which you agree or disagree with each of these statements: Relationships weren't meant to last. n for Midwest=474; n for West=471; n for South=700; n for Northeast=366.

*Differences between Midwest & South and Midwest & Northeast are statistically significant.

More women than men believe relationships were meant to last

Despite that the same % of men and women are satisfied, more women believe that relationships are meant to last. Marriage may make men more likely to believe in longevity.

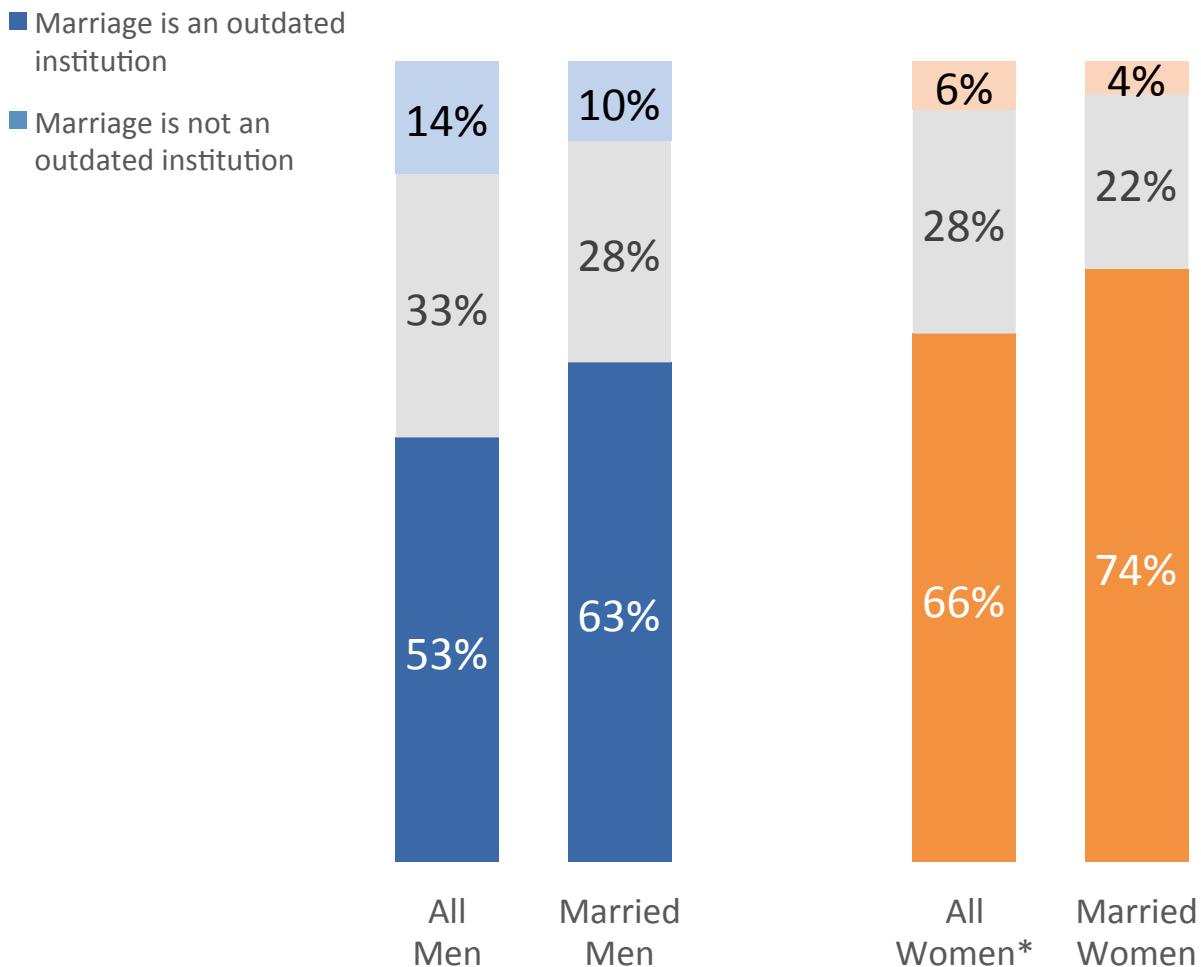


Please indicate the extent to which you agree or disagree with each of these statements: Relationships weren't meant to last. n for men=903; n for married men=472; n for women=1108; n for married women=592

*Difference between men and women is statistically significant.

More women than men also believe in the institution of marriage

More women also reject the idea that marriage is an outdated institution.

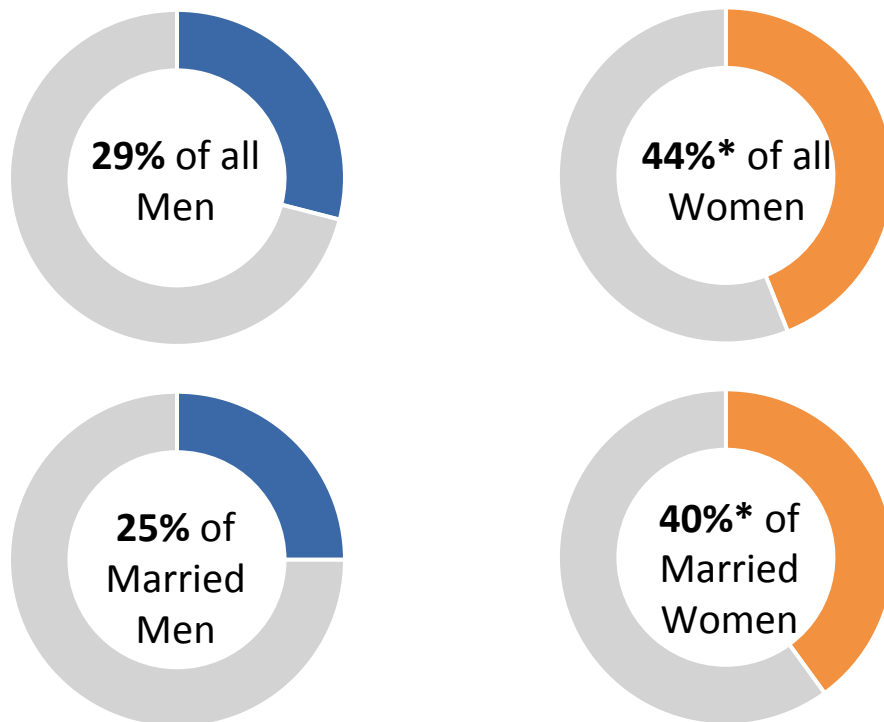


Please indicate the extent to which you agree or disagree with each of these statements: Marriage is an outdated institution. n for men=903; n for married men=472; n for women=1108; n for married women=592

*Difference between men and women is statistically significant.

But men can be traditional: more women reject marriage as a life goal

More men are likely to see marriage as a life goal, even though more men than women also see it as an outdated institution.



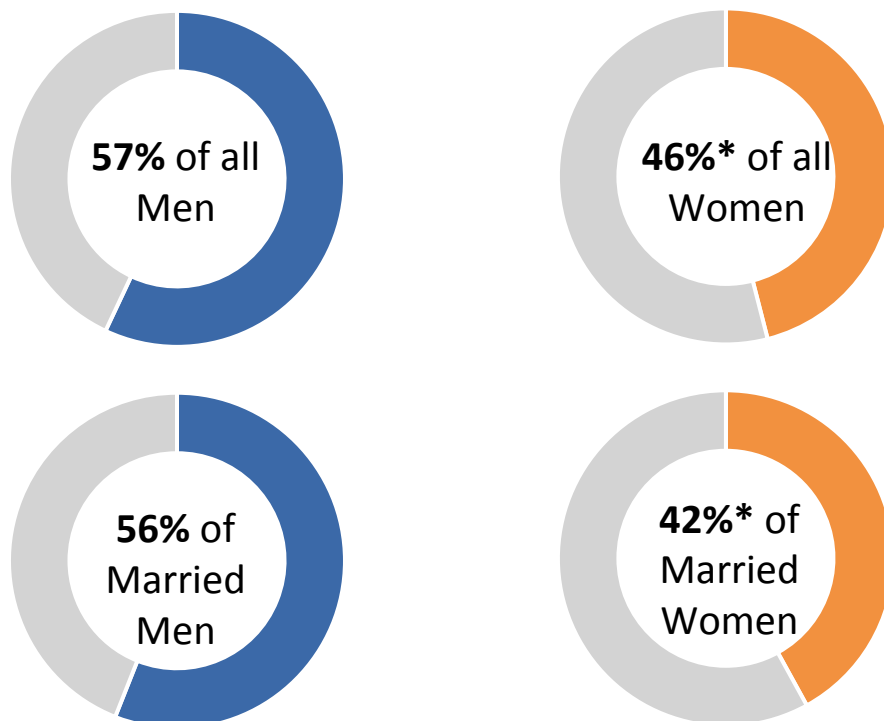
...say marriage is not a goal in life.

Please indicate the extent to which you agree or disagree with each of these statements: Marriage should be a goal everyone has in life. n for all=2011; n for men=903; n for women=1108

*Difference between men and women is statistically significant.

For women more so than men, formal marriage means love

More men than women are likely to believe that a legal document isn't a sign of true love.



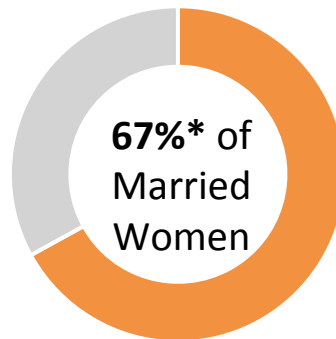
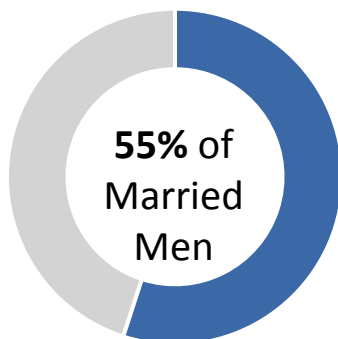
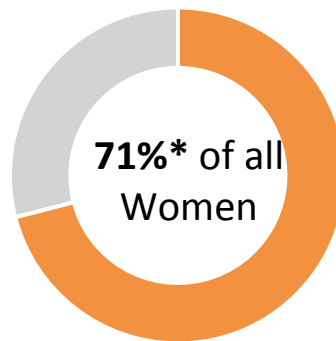
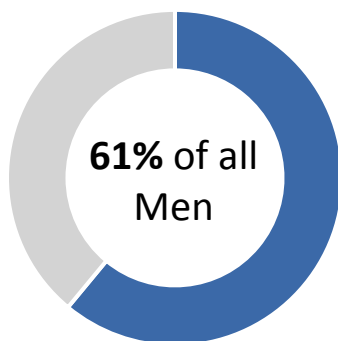
...say they don't need a legal document to prove they love their partner.

Please indicate the extent to which you agree or disagree with each of these statements: I don't need a legal document to prove I love my partner. n for all=2011; n for men=903; n for women=1108

*Difference between men and women is statistically significant.

But it's got to be right

Most Americans – and more women than men – choose personal fulfillment over being coupled up.



...say they'd rather be alone, successful, and happy than in a relationship where they're not happy.

Please indicate the extent to which you agree or disagree with each of these statements: I'd rather be alone, successful, and happy than in a relationship where I'm not happy. n for men=903; n for married men=472; n for women=1108; n for married women=592

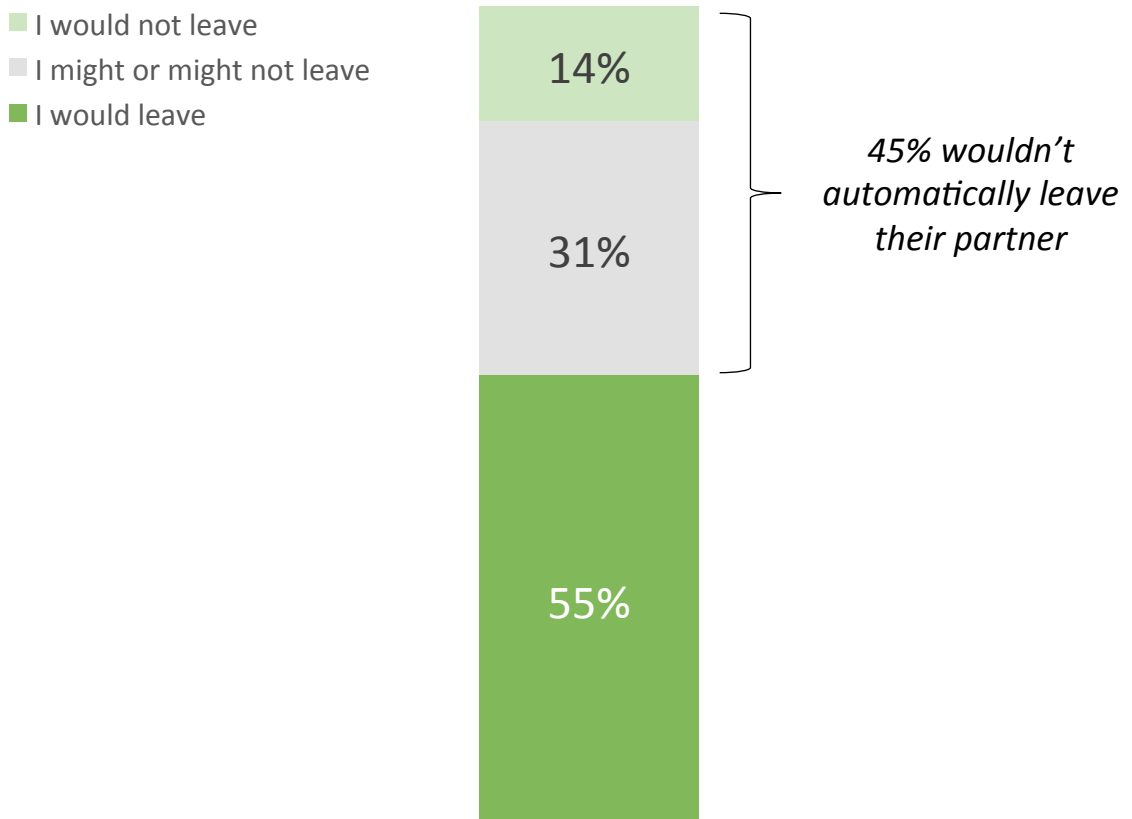
*Difference between men and women is statistically significant.



Attitudes And Behaviors Around Faithfulness

Satisfaction may not mean a preference for monogamy

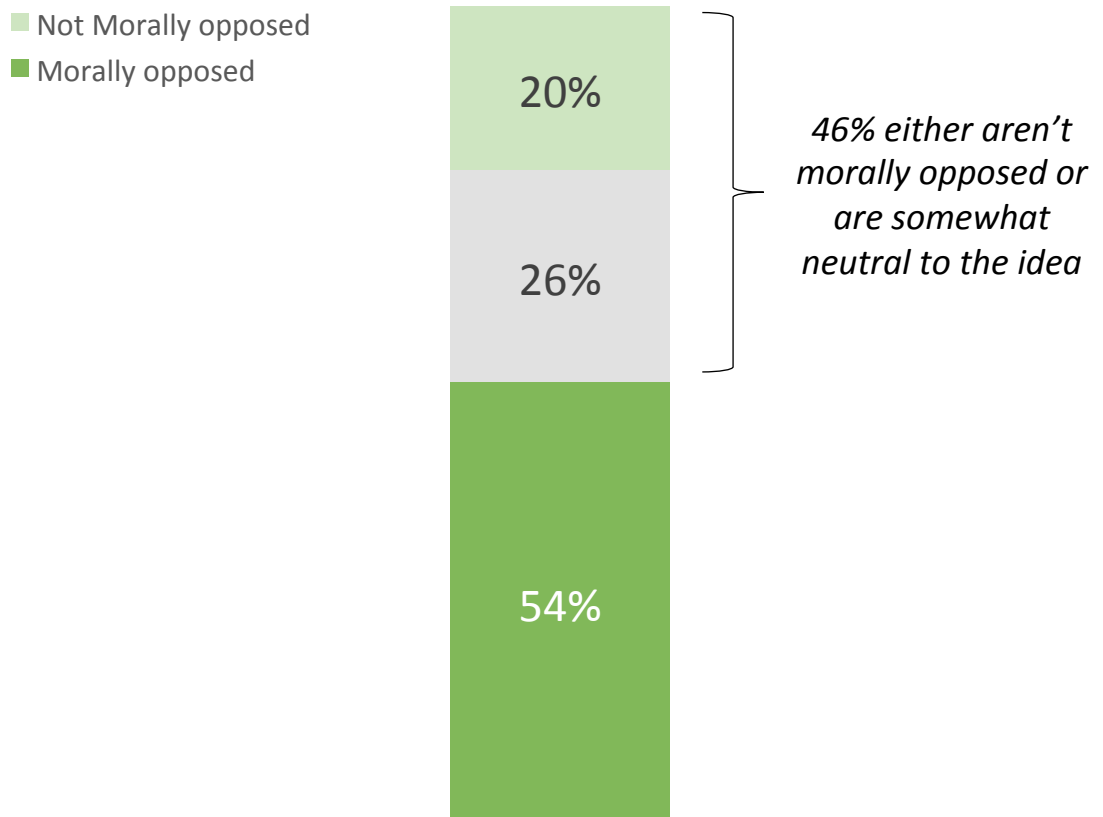
Despite high rates of relationship satisfaction, about half of all Americans might be open to having an open relationship.



Please indicate the extent to which you agree or disagree with each of these statements: If my partner wanted an open relationship, I would leave him/her. n for all=2011.

Open relationships aren't necessarily taboo

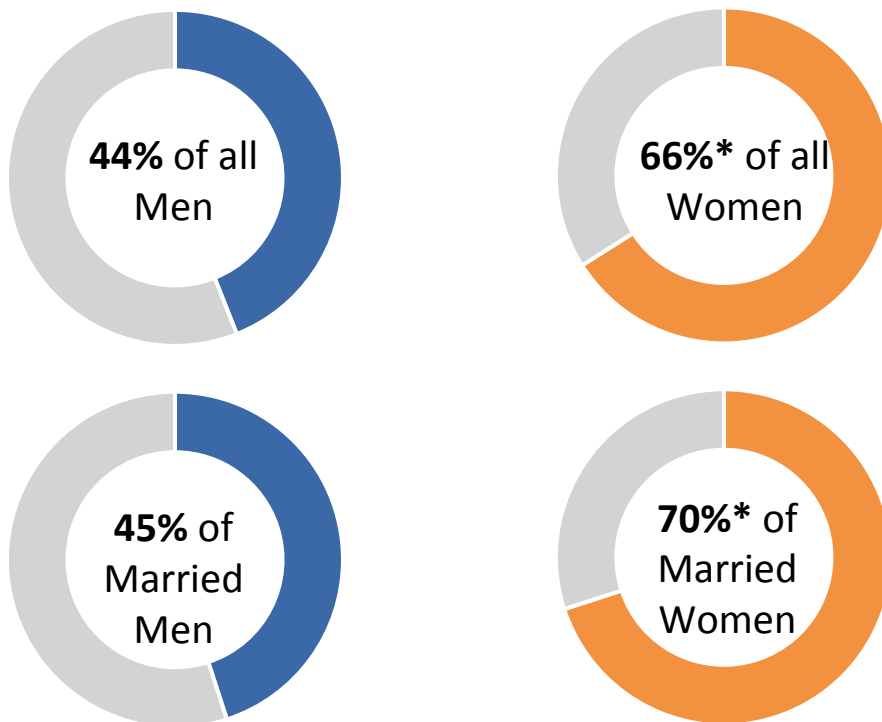
Even more say they have no problem with open relationships morally.



Please indicate the extent to which you agree or disagree with each of these statements: I am morally opposed to the idea of open relationships. n for all=2011.

More men are open to being open, despite being equally satisfied

More men than women might be keen to the idea of an open relationship.



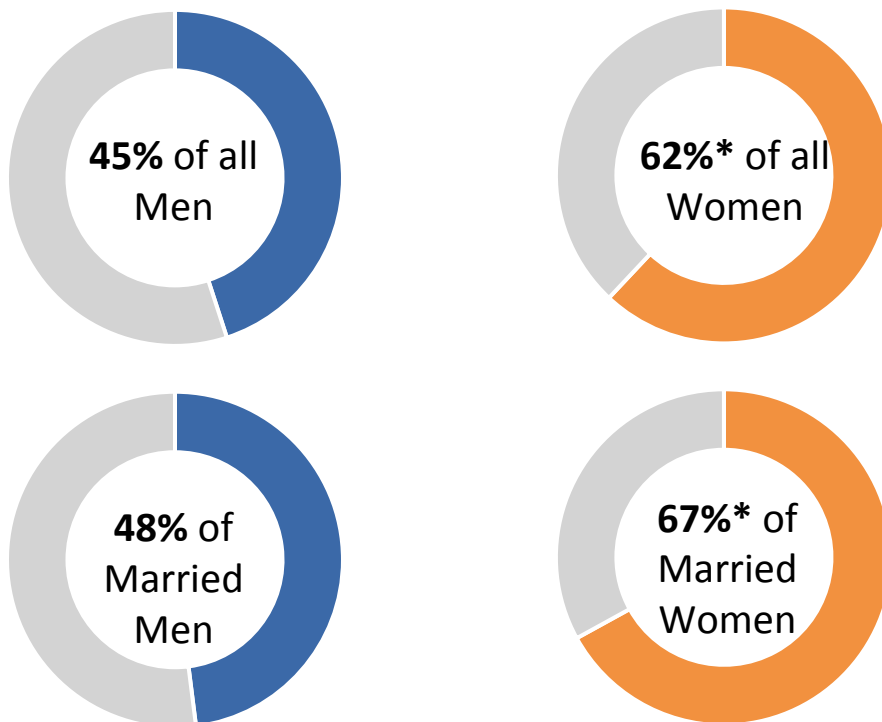
...say that if their partner wanted an open relationship, they'd leave him/her.

Please indicate the extent to which you agree or disagree with each of these statements: If my partner wanted an open relationship, I would leave him/her. n for men=903; n for married men=472; n for women=1108; n for married women=592

*Difference between men and women is statistically significant.

More men are also less likely to have a moral issue with polygamy

Men are less likely to see open relationships as morally wrong or taboo.



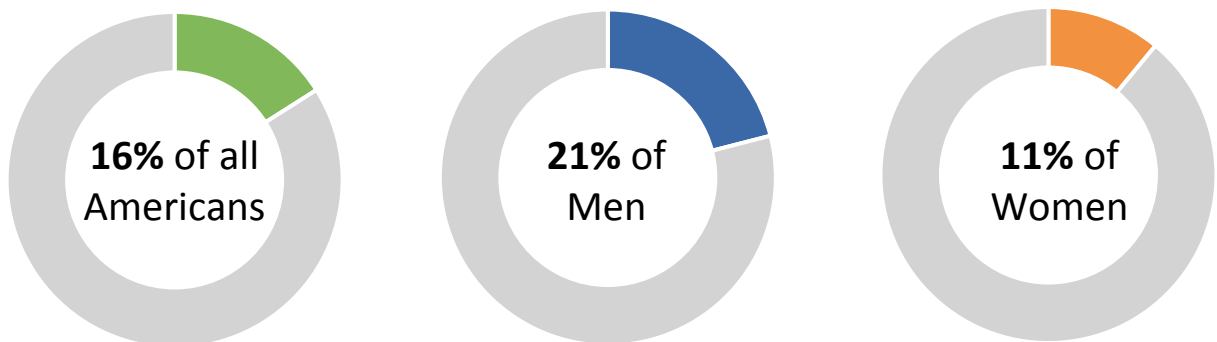
...say they're morally opposed to the idea of open relationships.

Please indicate the extent to which you agree or disagree with each of these statements: I am morally opposed to the idea of open relationships. n for men=903; n for married men=472; n for women=1108; n for married women=592

*Difference between men and women is statistically significant.

Men might also be more likely to date someone who is married

More men than women might be comfortable on the outside of an open relationship, dating someone who is married.



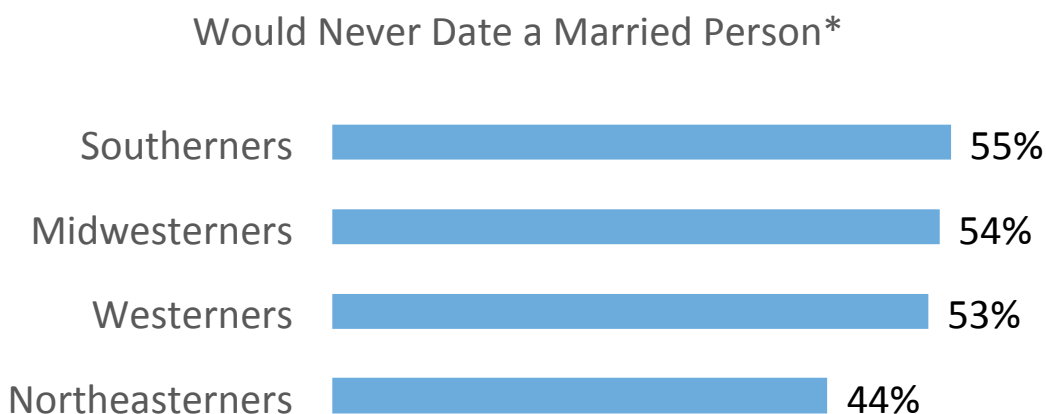
...say they would date someone who is married.

Please indicate the extent to which you agree or disagree with each of these statements: As a single person, I would never date someone who is married (even if they were separated). n for all=2011; n for men=903; n for women=1108

*Difference between men and women is statistically significant.

More Northeasterners would date a married person

More so than people in other regions, people in the Northeast don't reject the idea of having a relationship with a married person.



Please indicate the extent to which you agree or disagree with each of these statements: As a single person, I would never date someone who is married (even if they were separated). n for Midwest=474; n for West=471; n for South=700; n for Northeast=366.

*Differences between the Northeast and each of the other regions are statistically significant.

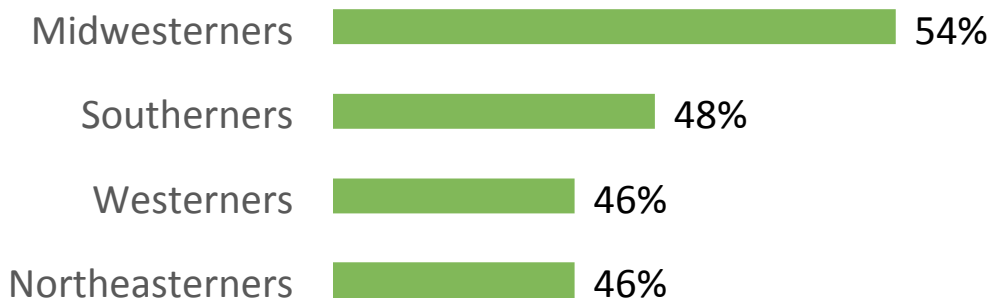
West Coasters may be more open to open relationships

Fewer people living in the Midwest report having ever cheated on their partners.

Not morally opposed to open relationships*



Not OK for couples generally to have an open relationship**



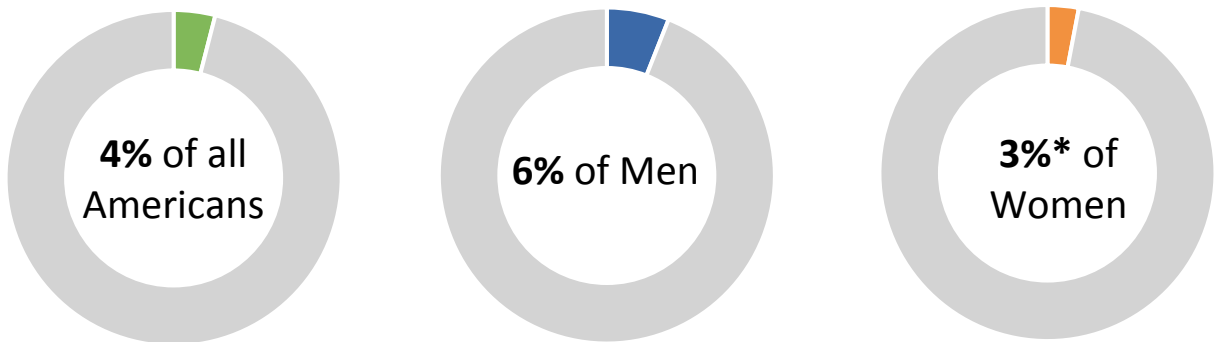
Please indicate the extent to which you agree or disagree with each of these statements: I am morally opposed to the idea of open relationships; It's ok for a couple to have an open relationship if that's what they really want. n for Midwest=474; n for West=471; n for South=700; n for Northeast=366.

*Differences between the West & Midwest and the West & South are statistically significant.

**Differences between the Midwest & Northeast and the Midwest & West are statistically significant.

But actions don't match attitudes

The proportion of open relationships in the U.S. is very low.



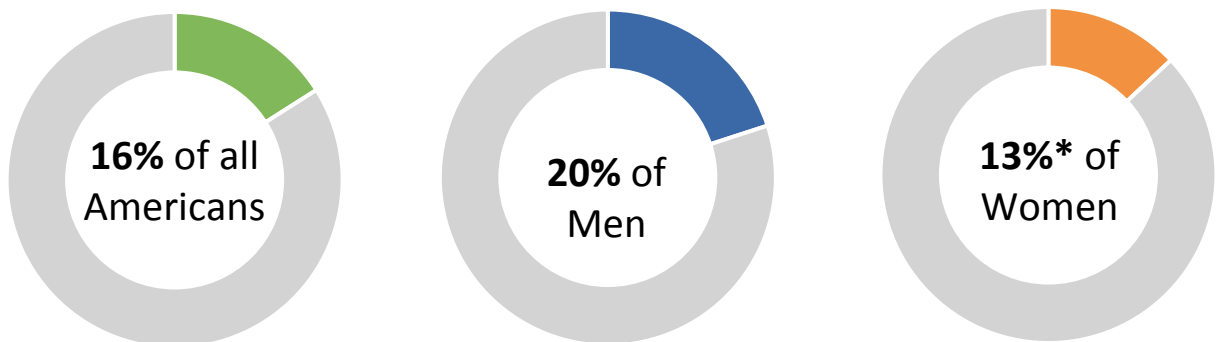
...say they've had or are having an open relationship

Which of the following have you done in the past, or are doing now?: Having sex with someone outside of my relationship with the approval of my partner. n for all=2011; n for men=903; n for women=1108

*Difference between men and women is statistically significant.

People are more likely to cheat than have an open relationship, despite high levels of satisfaction

More men than women have cheated on their partner.



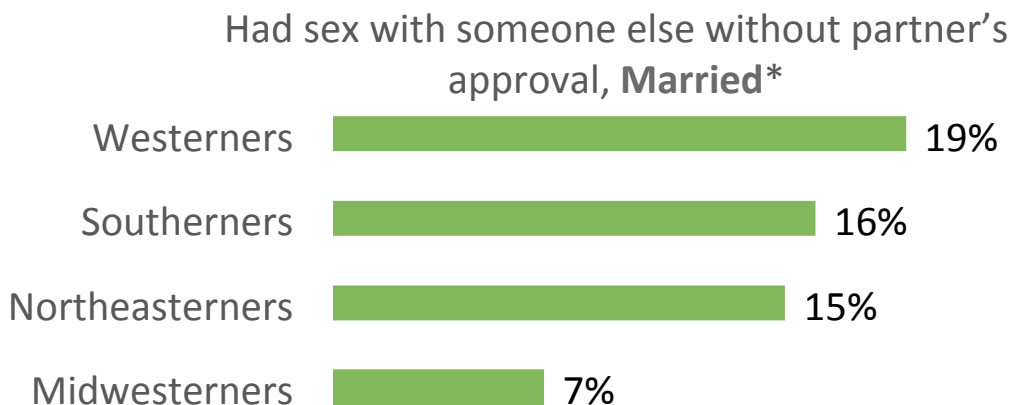
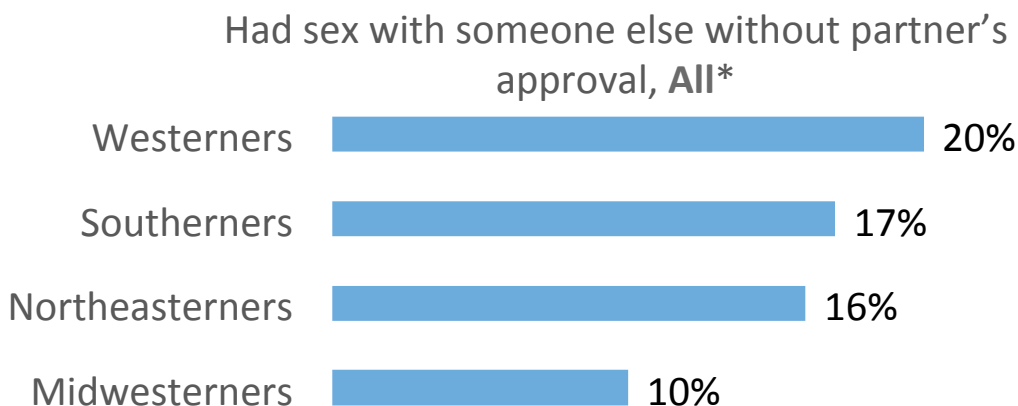
...say they have cheated or are currently cheating.

Which of the following have you done in the past, or are doing now?: Having sex with someone outside of my relationship without the approval of my partner. n for all=2011; n for men=903; n for women=1108

*Difference between men and women is statistically significant.

Cheating may happen less in the Midwest

Fewer people living in the Midwest report having ever cheated on their partners.



Which of the following have you done in the past, or are doing now?: Having sex with someone outside of my relationship without the approval of my partner. n for Midwest=474; n for West=471; n for South=700; n for Northeast=366.

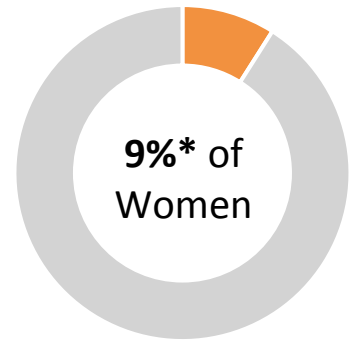
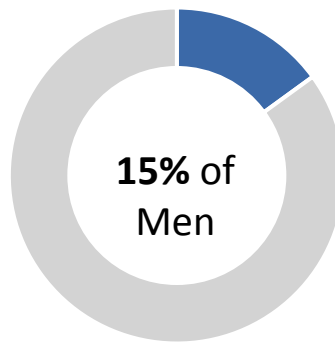
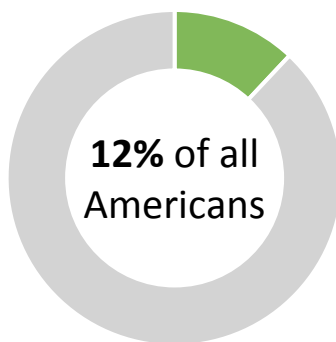
*Differences between Midwest & each of the other regions are statistically significant.



Attitudes Around Divorce

Men may want to stray, but they also want to stay

Despite openness to open relationships among men, more men than women believe divorce is a sin.



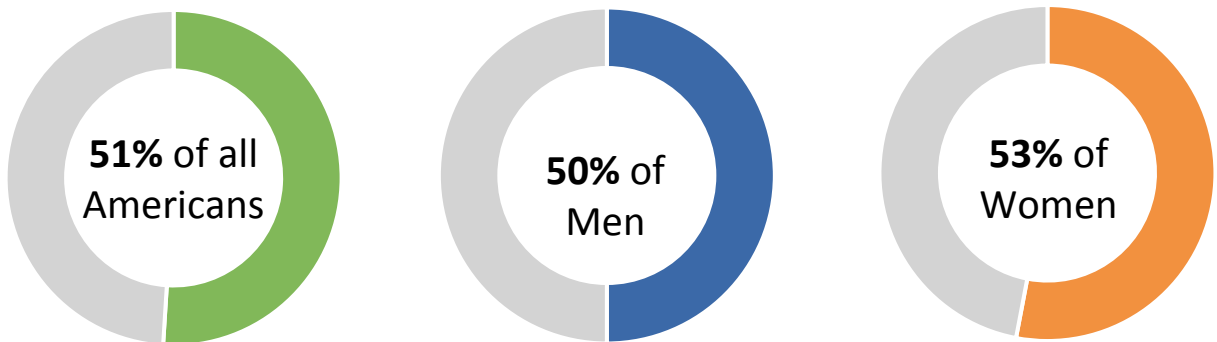
...say divorce is a sin.

Please indicate the extent to which you agree or disagree with each of these statements: Divorce is a sin. n for all=2011; n for men=903; n for women=1108

*Difference between men and women is statistically significant.

And just as many men as women believe in sticking it out

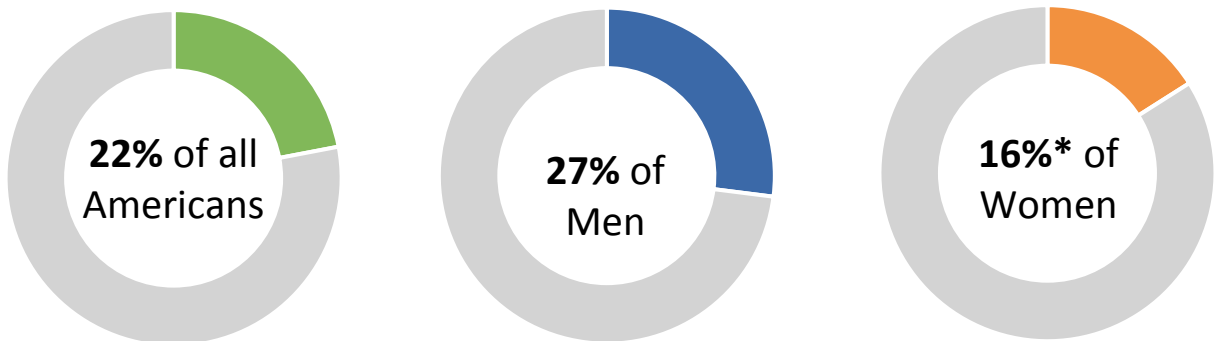
Even when the romance dies out, most Americans believe in staying together.



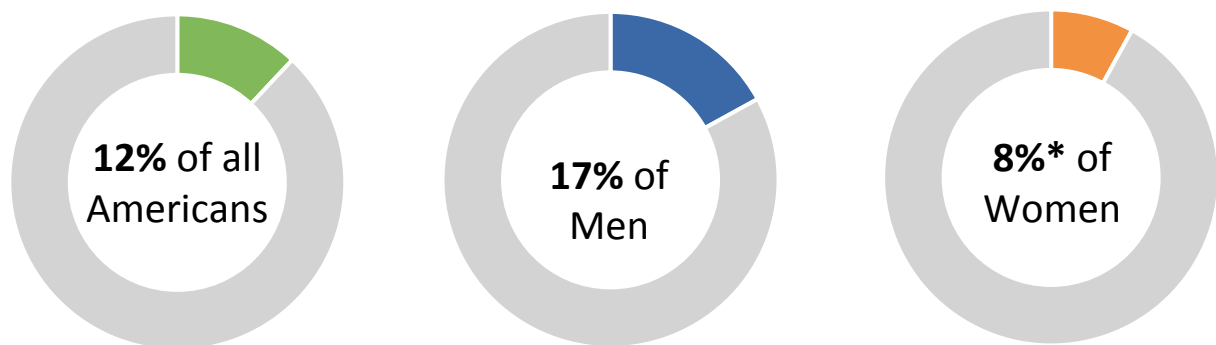
...say you shouldn't divorce just because there's no longer a spark.

For men, children and marriage go hand-in-hand

More men reject divorce where there is a child; in fact more men also believe a child out of wedlock is cause for marriage



...say you should marry someone if you have a child with them.



...say married couples with children should never divorce.

Please indicate the extent to which you agree or disagree with each of these statements: If you have a child with someone, you should marry them; Married couples with children should never divorce. n for all=2011; n for men=903; n for women=1108

*Difference between men and women is statistically significant.

[Research Legal Advice](#)

[For Lawyers](#)

[Sign In](#)

Avvo
Legal. Easier.



About Avvo

About Avvo

Avvo has the country's largest and most reliable online attorney directory. Avvo lawyers answer questions about divorce, prenuptial agreements, and family law in the company's Q&A forum everyday and are featured in the Avvo directory, which includes profiles on 97% of licensed attorneys in the United States. Attorneys are also available to answer on-demand questions about divorce through Avvo Advisor, which provides 15-minutes of legal counsel from a qualified attorney in your state for \$39.

For additional resources about marriage and divorce from Avvo, or to find a divorce or family lawyer in your area, visit www.avvo.com.

Thank you!

Nika Kabiri, Director of Avvo Consumer Insights
nkabiri@avvo.com